

# Coffee Tools

commercial  
catalogue

**ceado**  
coffee ●

The background features a topographic map with contour lines. Overlaid on this map are various technical drawings of coffee machine components, including a portafilter, a group head, a tamper, and coffee beans. The text is centered over the map.

Ceado is

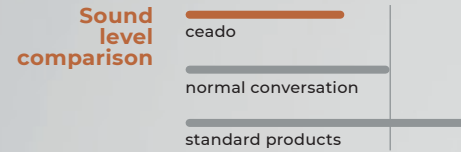
# Stability in Performance.

**ceado**  
coffee ●

## Steady Lock Grinder

EnThis system, unique in the world, ensures in any working stress condition a constant distance between the burrs, **allowing to keep the chosen grinding consistency.**


Il sistema, unico al mondo, che assicura in ogni condizione di stress lavorativo la costante distanza fra le macine, **permettendo di conservare la granulometria impostata.**



## Silent System

EnWork at the bar **has never been so quiet!** The design and engineering of Ceado units work so efficiently that you will not even realize they are in operation.

Lavorare al bar **non è mai stato così silenzioso!** Il design e l'ingegneria delle unità Ceado lavorano in maniera talmente efficiente che ti sembrerà di non averle accese.



## Quick Set Gear Tech

EnNew tech materials, same Italian craft. Quick Set Gear Tech means **more precision and efficiency** in the grind consistency, in one single action.

Nuovi materiali tecnici e manifattura italiana. Quick Set Gear Tech significa **maggiore precisione ed efficienza** nella macinatura, con un solo gesto.



## SweepOut Dual-Spin Tech

EnFinally, the **Zero Retention with beans hopper.** The patented **SweepOut** system, clears the grinding chamber with every grinding cycle.

Finalmente la **Zero Retention con Tramoggia.** Il sistema brevettato **Sweep Out**, è in grado di svuotare la camera di macinatura ad ogni uso.





ceado.

## COATINGS & MATERIALS



OVER 2500 KG >

## Geometry

Detailed designed and careful arrangement of the teeth of the burrs, with or without holes.

Accuratezza del disegno e della disposizione della dentatura, con o senza fori.

## Material

Hardness and duration of the material used.  
Durezza e durata del materiale utilizzato

## Finish

Grade and type of finishing process.

Grado e tipologia dei processi di finitura.

## Coating

Flow, hardness and duration of the finish.

Scorrimento, durezza e durata della finitura.

## Planarity

Efficiency and synergy of the 2 burrs during the grinding process.


Efficienza e sinergia delle 2 macine durante la macinatura.

# KISS MY BURRS

## Friction


Treatment and flow of coffee particles.

Trattamento e scorrimento delle particelle di caffè.



ceado. originals burrs

opalglide™



## Opalglide™ the cutting-edge burrs for Single Dosing

EnThe SD Opalglide™ burrs ensure a more refined treatment of coffee beans, minimizing friction while improving the outgoing flow. Design dedicated to Single Dosing, innovative mechanical processing, ahead of the curve nanotechnologies: **this is Opalglide™.**

ItLe macine Opalglide™SD garantiscono al caffè un trattamento più raffinato, riducendo al minimo l'attrito al contatto con il macinato, migliorandone il flusso in uscita. Design ottimizzato per il Single Dosing, lavorazioni meccaniche innovative, nanotecnologie di nuova generazione: **tutto questo in Opalglide™.**



# Hoop coffee brewer

RADIAL INFUSION BREWER



# Four letters just three pieces!



EnHoop is an innovative **radial infusion brewer** created by Ceado, and the winner of **Best New Product Award: Consumer coffee preparation & serving equipment**. Hoop coffee brewer is part of the lifestyle mood **your way of coffee**: everyone is free to live and explore the world of coffee following its own rules.

"Hoop è un innovativo **brewer ad infusione radiale**, creato da Ceado, vincitore del **Best New Product Award: Consumer coffee preparation & serving equipment**. Hoop coffee brewer è un accessorio rappresentativo del mood lifestyle **your way of coffee**: ognuno è libero di vivere ed esplorare il mondo del caffè seguendo le proprie regole.

En Hoop is a **radial infusion** brewer. Water filters evenly through the coffee bed, in a smooth and regular way, thanks to the side holes at the bottom of the Flow Tower. The flow of the water through the holes guarantees an **even extraction**: the water filters through the coffee with the same quantity and strength, reaching the paper filter only after completing the journey through coffee. Hoop allows to achieve a full and **high quality extraction**, with no effort!

It Hoop è un brewer ad **infusione radiale**. L'acqua passa attraverso il caffè in maniera regolare, senza creare vie preferenziali, grazie ai fori presenti nella Flow Tower. Il passaggio dell'acqua attraverso i fori garantisce un'**estrazione omogenea**: l'acqua passa attraverso il caffè con la stessa quantità e intensità, raggiungendo il filtro di carta solo dopo aver completato il passaggio attraverso il caffè. Hoop permette di ottenere un'**estrazione piena**, concentrata, di alta qualità e con nessuno sforzo!

# Radial Infusion.



RADIAL INFUSION BREWER

## Hoop coffee brewer

En With Hoop there is **no need to follow rules** or techniques. There is no need to pay attention to the water temperature or the coffee beans. Hoop wants you to experiment, to combine and **to set your own rules**, according on your own taste!

It Con Hoop **non ci sono regole** precise da seguire. Non c'è bisogno di stare attenti alla temperatura dell'acqua o al peso esatto dei chicchi di caffè. Hoop permette di sperimentare, combinare e di **trovare le proprie regole** in base al proprio gusto personale!

### Technical data

|                                  |                  |
|----------------------------------|------------------|
| <b>Net weight</b> / Peso netto   | 165 g            |
| <b>Gross weight</b> / Peso lordo | 260 g            |
| <b>Dimensions</b>                | ø 13,2 x 8,4h mm |

Note: Maximum weight on paper filter: 20g of ground coffee.



### Features

**Durable BPA free plastic**  
/ Plastica durevole, BPA free  
**Easy to clean**  
/ Facile da lavare



# E37Z Barista RS

ON-DEMAND GRINDER



## The game changer!

En **Finally, the Zero Retention with beans hopper.**

Thanks to the patented **SweepOut** system, it clears the grinding chamber with every grinding cycle.

The specific **Ceado originals burrs** enable to grind only the beans needed for each shot, preserving freshness and integrity of the coffee while avoiding contacts with leftovers during the ensuing grinding cycles.

"**Finalmente la Zero Retention con la tramoggia.**

Grazie al sistema brevettato **SweepOut**, è in grado di svuotare la camera di macinatura ad ogni uso.

Le particolari **macine Ceado originals** permettono di rompere solo i chicchi che servono alla dose, preservando integrità e freschezza, ed evitando contaminazioni con caffè vecchio alle macinate successive.





En **The quality of a Ceado Single Dose into a professional grinder** designed for high turnover locations, specialty stores and chains.

"**La qualità di un Single Dose Ceado in un macinino professionale** pensato per locali altoventanti, bar specialty e catene.



ON-DEMAND GRINDER

# E37Z Barista RS

ø 83 flat burrs Red Speed



## Technical data

|                                  |                                  |
|----------------------------------|----------------------------------|
| <b>Voltage / Alimentazione</b>   | 220-240V · 50-60 hz              |
| <b>Power / Motore</b>            | 900 W                            |
| <b>Rpm 50hz / 60hz</b>           | 1480 / 1700                      |
| <b>Average Output (g/s)*</b>     | 4 (50hz) / 5 (60hz)              |
| <b>Net weight / Peso netto</b>   | 18,8 kg                          |
| <b>Gross weight / Peso lordo</b> | 21 kg                            |
| <b>Dimensions</b>                | 200 x 420 x 550h mm              |
| <b>Burrs / Macine</b>            | ø 83 Flat burrs <b>Red Speed</b> |
| <b>Hopper / Tramoggia</b>        | Capacity 1200 g                  |
| <b>Grinding adjustment type</b>  | Infinitesimal stepless           |
| <b>Dose setting</b>              | Digital                          |
| <b>Dosing</b>                    | Free and Pre-set                 |
| <b>Start</b>                     | Portafilter                      |

*Note: Additional voltage models available.*

*\*Average output is calculated at standard Italian Espresso Consistency.*

## Features

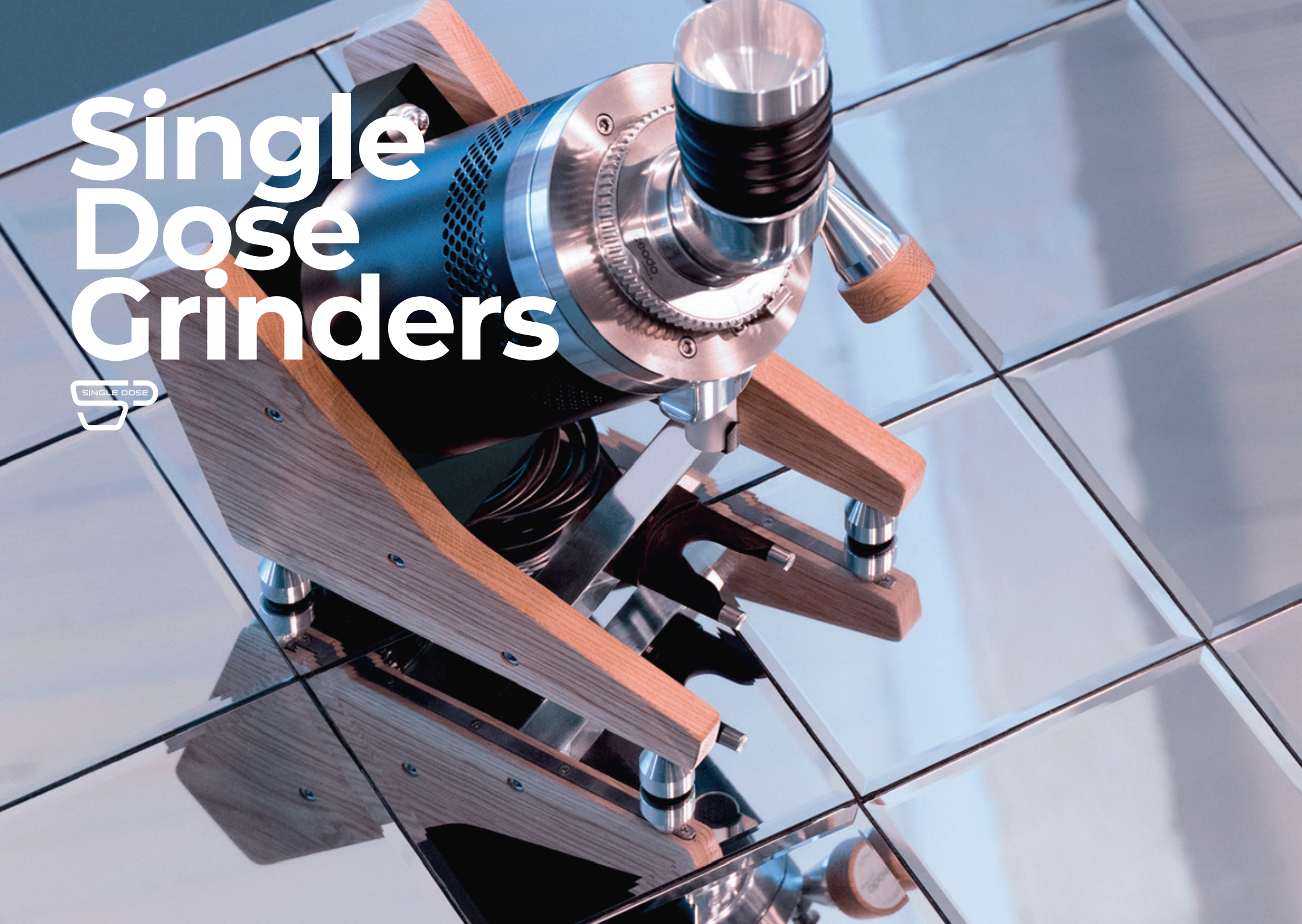
- Sweep Out Dual-Spin Tech**
- Steady Lock Grinder**
- Quick Set Gear Tech**
- Smart Service**
- Thermal cut-out / Protezione termica**
- Touch Display**
- Portafilter Holder / Aggancio portafiltro**
- Fan / Ventola**
- Detachable Chute / Uscita Sganciabile**

**ceado.** originals burrs





# Single Dose Grinders





# E37Z Hero

SINGLE-DOSE GRINDER



grinding chamber



no screw burrs



direct input & output



SINGLE DOSE GRINDER

## E37Z Hero

ø 83 DLC flat burrs



### Technical data

|                                  |                            |
|----------------------------------|----------------------------|
| <b>Voltage / Alimentazione</b>   | 220-240V · 50-60 hz        |
| <b>Power / Motore</b>            | 740 W                      |
| <b>Rpm 50hz / 60hz</b>           | 600 / 1500                 |
| <b>Net weight / Peso netto</b>   | 22,0 kg                    |
| <b>Gross weight / Peso lordo</b> | 29,0 kg                    |
| <b>Dimensions</b>                | 215 x 355 x 400h mm        |
| <b>Z-Hero Station dimensions</b> | 170 x 170 x 205h mm        |
| <b>Burrs / Macine</b>            | ø 83 Flat burrs DLC-coated |
| <b>Grinding adjustment type</b>  | Infinitesimal stepless     |
| <b>Dosing</b>                    | Free                       |
| <b>Start</b>                     | Toggle switch              |

Note: Additional voltage models available.



### Features

- Steady Lock Grinder**
- Quick Set Gear Tech**
- Z-Hero Tools**
- Rpm Control**
- DLC-coated grinding chamber**
- Upper and lower burrs with different design**  
Macina superiore e inferiore con design diverso
- Fan / Ventola**
- Thermal cut-out / Protezione termica**

ceado. originals burrs





# E37Z Naked

SINGLE-DOSE GRINDER



45°  
grinding  
chamber



no screw  
burrs



direct input  
& output

SINGLE DOSE GRINDER

## E37Z Naked

ø 83 DLC flat burrs



### Technical data

|                                  |                            |
|----------------------------------|----------------------------|
| <b>Voltage / Alimentazione</b>   | 220-240V · 50-60 hz        |
| <b>Power / Motore</b>            | 740 W                      |
| <b>Rpm 50hz / 60hz</b>           | 960 / 1150                 |
| <b>Net weight / Peso netto</b>   | 19,5 kg                    |
| <b>Gross weight / Peso lordo</b> | 21,5 kg                    |
| <b>Dimensions</b>                | 215 x 355 x 400h mm        |
| <b>Burrs / Macine</b>            | ø 83 DLC-coated flat burrs |
| <b>Grinding adjustment type</b>  | Infinitesimal stepless     |
| <b>Dosing</b>                    | Free                       |
| <b>Start</b>                     | Pulse button               |

Note: Additional voltage models available.

### Features

- Steady Lock Grinder
- Quick Set Gear Tech
- Single-dose coffee tools
- DLC-coated grinding chamber
- Upper and lower burrs with different design
- Macina superiore e inferiore con design diverso
- Fan / Ventola
- Thermal cut-out / Protezione termica

ceado. originals burrs





# E37 SD

SINGLE-DOSE GRINDER



SINGLE DOSE GRINDER

## E37SD

ø 83 Opalglide™ SD  
flat burrs



### Technical data

|                                  |                            |
|----------------------------------|----------------------------|
| <b>Voltage / Alimentazione</b>   | 220-240V · 50-60 hz        |
| <b>Power / Motore</b>            | 400 W                      |
| <b>Rpm 50hz / 60hz</b>           | 960 / 1150                 |
| <b>Net weight / Peso netto</b>   | 13,2 kg                    |
| <b>Gross weight / Peso lordo</b> | 14,7 kg                    |
| <b>Dimensions</b>                | 212 x 309 x 370h mm        |
| <b>Burrs / Macine</b>            | ø 83 Opalglide™ flat burrs |
| <b>Grinding adjustment type</b>  | Infinitesimal stepless     |
| <b>Dosing</b>                    | Free                       |
| <b>Start</b>                     | Pulse button               |

Note: Additional voltage models available.



### Features

- Steady Lock Grinder**
- Quick Set Gear Tech**
- Silent System**
- Single-dose coffee tools**
- Zero-retention bellows / Soffietto zero retention**
- Removable cover / Cover sganciabile**
- Thermal cut-out / Protezione termica**
- Detachable Chute / Uscita Sganciabile**

ceado. originals burrs





# E5SD

SINGLE-DOSE GRINDER



SINGLE DOSE GRINDER


## E5SD

ø 64 Opalglide™ SD  
flat burrs



### Technical data

|                                  |                            |
|----------------------------------|----------------------------|
| <b>Voltage / Alimentazione</b>   | 220-240V · 50-60 hz        |
| <b>Power / Motore</b>            | 300 W                      |
| <b>Rpm 50hz / 60hz</b>           | 1380 / 1650                |
| <b>Net weight / Peso netto</b>   | 8,5 kg                     |
| <b>Gross weight / Peso lordo</b> | 9,5 kg                     |
| <b>Dimensions</b>                | 178 x 212 x 380h mm        |
| <b>Burrs / Macine</b>            | ø 64 Opalglide™ flat burrs |
| <b>Grinding adjustment type</b>  | Micrometrical stepless     |
| <b>Dosing</b>                    | Free                       |
| <b>Start</b>                     | Pulse button               |



### Features

- Steady Lock Grinder**
- Classic Micrometrical Stepless grinding adjustment**
- Single-dose coffee tools**
- Zero-retention bellows / Soffietto zero retention**
- WDT Cup Holder / Aggancio bicchiere**
- Thermal cut-out / Protezione termica**

**ceado.** originals burrs



*Note: Additional voltage models available.*



# On Demand Grinders

E37 family





# E37S

ON-DEMAND GRINDER



ON-DEMAND GRINDER

## E37S

ø 83 flat burrs



### Technical data

|                                  |                        |
|----------------------------------|------------------------|
| <b>Voltage / Alimentazione</b>   | 220-240V · 50-60 hz    |
| <b>Power / Motore</b>            | 500 W                  |
| <b>Rpm 50hz / 60hz</b>           | 1480 / 1700            |
| <b>Average Output (g/s)*</b>     | 4 (50hz) / 5 (60hz)    |
| <b>Net weight / Peso netto</b>   | 12,3 kg                |
| <b>Gross weight / Peso lordo</b> | 13,8 kg                |
| <b>Dimensions</b>                | 212 x 309 x 557h mm    |
| <b>Burrs / Macine</b>            | ø 83 Flat burrs        |
| <b>Hopper / Tramoggia</b>        | Capacity 1600 g        |
| <b>Grinding adjustment type</b>  | Infinitesimal stepless |
| <b>Dose setting</b>              | Digital                |
| <b>Dosing</b>                    | Free and Pre-set       |
| <b>Start</b>                     | Portafilter            |

*Note: Additional voltage models available.*

*\*Average output is calculated at standard Italian Espresso Consistency.*



### Features

- Steady Lock Grinder**
- Quick Set Gear Tech**
- Silent System**
- Smart Service**
- Thermal cut-out / Protezione termica**
- Touch Display**
- Portafilter Holder / Aggancio portafiltro**
- Shot Counter / Contatore dosi**

**ceado.** originals burrs





# E37SL

ON-DEMAND GRINDER



ON-DEMAND GRINDER

## E37SL

ø 83 flat burrs



### Technical data

|                                  |                        |
|----------------------------------|------------------------|
| <b>Voltage / Alimentazione</b>   | 220-240V - 50-60 hz    |
| <b>Power / Motore</b>            | 500 W                  |
| <b>Rpm 50hz / 60hz</b>           | 1480 / 1700            |
| <b>Average Output (g/s)*</b>     | 4 (50hz) / 5 (60hz)    |
| <b>Net weight / Peso netto</b>   | 13,9 kg                |
| <b>Gross weight / Peso lordo</b> | 16,0 kg                |
| <b>Dimensions</b>                | 212 x 309 x 645h mm    |
| <b>Burrs / Macine</b>            | ø 83 Flat burrs        |
| <b>Hopper / Tramoggia</b>        | Capacity 1600 g        |
| <b>Grinding adjustment type</b>  | Infinitesimal stepless |
| <b>Dose setting</b>              | Digital                |
| <b>Dosing</b>                    | Free and Pre-set       |
| <b>Start</b>                     | Portafilter            |

*Note: Additional voltage models available.*

*\*Average output is calculated at standard Italian Espresso Consistency.*



### Features

- Steady Lock Grinder**
- Quick Set Gear Tech**
- Silent System**
- Smart Service**
- Thermal cut-out / Protezione termica**
- Fan / Ventola**
- Touch Display**
- Portafilter Holder / Aggancio portafiltro**
- Shot Counter / Contatore dosi**

**ceado.** originals burrs





# E37T

ON-DEMAND GRINDER



Anti-clogging system

Easy access to the burrs



ON-DEMAND GRINDER

## E37T

ø 83 titanium flat burrs



### Technical data

|                                  |                             |
|----------------------------------|-----------------------------|
| <b>Voltage / Alimentazione</b>   | 220-240V - 50-60 hz         |
| <b>Power / Motore</b>            | 740 W                       |
| <b>Rpm 50hz / 60hz</b>           | 1480 / 1700                 |
| <b>Average Output (g/s)*</b>     | 5 (50hz) / 6 (60hz)         |
| <b>Net weight / Peso netto</b>   | 16,3 kg                     |
| <b>Gross weight / Peso lordo</b> | 18,4 kg                     |
| <b>Dimensions</b>                | 212 x 309 x 645h mm         |
| <b>Burrs / Macine</b>            | ø 83 HP Titanium flat burrs |
| <b>Hopper / Tramoggia</b>        | Capacity 1600 g             |
| <b>Grinding adjustment type</b>  | Infinitesimal stepless      |
| <b>Dose setting</b>              | Digital                     |
| <b>Dosing</b>                    | Free and Pre-set            |
| <b>Start</b>                     | Portafilter                 |

*Note: Additional voltage models available.*

*\*Average output is calculated at standard Italian Espresso Consistency.*



HP



### Features

- Steady Lock Grinder
- Quick Set Gear Tech
- Silent System
- Smart Service
- Thermal cut-out / Protezione termica
- Fan / Ventola
- Touch Display
- Portafilter Holder / Aggancio portafiltro
- Shot Counter / Contatore dosi

ceado. originals burrs





# E37K

ON-DEMAND GRINDER



Removable  
magnetic  
grid



ON-DEMAND GRINDER

## E37K

ø 71 conical burrs



### Technical data

|                                  |                         |
|----------------------------------|-------------------------|
| <b>Voltage / Alimentazione</b>   | 220-240V - 50-60 hz     |
| <b>Power / Motore</b>            | 850 W                   |
| <b>Rpm 50hz / 60hz</b>           | 360 / 290               |
| <b>Average Output (g/s)*</b>     | 5,5 (50hz) / 4,5 (60hz) |
| <b>Net weight / Peso netto</b>   | 18,4 kg                 |
| <b>Gross weight / Peso lordo</b> | 20,5 kg                 |
| <b>Dimensions</b>                | 212 x 309 x 655h mm     |
| <b>Burrs / Macine</b>            | ø 71 Conical burrs      |
| <b>Hopper / Tramoggia</b>        | Capacity 1600 g         |
| <b>Grinding adjustment type</b>  | Infinitesimal stepless  |
| <b>Dose setting</b>              | Digital                 |
| <b>Dosing</b>                    | Free and Pre-set        |
| <b>Start</b>                     | Portafilter             |

*Note: Additional voltage models available.  
\*Average output is calculated at standard Italian Espresso Consistency.*



### Features

- Steady Lock Grinder
- Quick Set Gear Tech
- Silent System
- Smart Service
- Magnetic Control
- Thermal cut-out / Protezione termica
- Fan / Ventola
- Touch Display
- Portafilter Holder / Aggancio portafiltro
- Shot Counter / Contatore dosi

**ceado.** originals burrs





# E37R

ON-DEMAND GRINDER



ON-DEMAND GRINDER

## E37R

ø 64 flat burrs



### Technical data

|                                  |                        |
|----------------------------------|------------------------|
| <b>Voltage / Alimentazione</b>   | 220-240V - 50-60 hz    |
| <b>Power / Motore</b>            | 400 W                  |
| <b>Rpm 50hz / 60hz</b>           | 1480 / 1700            |
| <b>Average Output (g/s)*</b>     | 3 (50hz) / 3,6 (60hz)  |
| <b>Net weight / Peso netto</b>   | 11,6 kg                |
| <b>Gross weight / Peso lordo</b> | 13,3 kg                |
| <b>Dimensions</b>                | 212 x 309 x 547h mm    |
| <b>Burrs / Macine</b>            | ø 64 Flat burrs        |
| <b>Hopper / Tramoggia</b>        | Capacity 1600 g        |
| <b>Grinding adjustment type</b>  | Infinitesimal stepless |
| <b>Dose setting</b>              | Digital                |
| <b>Dosing</b>                    | Free and Pre-set       |
| <b>Start</b>                     | Portafilter            |

*Note: Additional voltage models available.  
\*Average output is calculated at standard Italian Espresso Consistency.*



### Features

- Steady Lock Grinder**
- Quick Set**
- Silent System**
- Smart Service**
- Thermal cut-out / Protezione termica**
- Touch Display**
- Portafilter Holder / Aggancio portafiltro**
- Shot Counter / Contatore dosi**

**ceado.** originals burrs





# E37J

ON-DEMAND GRINDER



ON-DEMAND GRINDER

## E37J

ø 64 flat burrs



### Technical data

|                                  |                        |
|----------------------------------|------------------------|
| <b>Voltage / Alimentazione</b>   | 220-240V - 50-60 hz    |
| <b>Power / Motore</b>            | 300 W                  |
| <b>Rpm 50hz / 60hz</b>           | 1380 / 1650            |
| <b>Average Output (g/s)*</b>     | 1,7 (50hz) / 2 (60hz)  |
| <b>Net weight / Peso netto</b>   | 9,7 kg                 |
| <b>Gross weight / Peso lordo</b> | 11,4 kg                |
| <b>Dimensions</b>                | 212 x 309 x 432h mm    |
| <b>Burrs / Macine</b>            | ø 64 Flat burrs        |
| <b>Hopper / Tramoggia</b>        | Capacity 600 g         |
| <b>Grinding adjustment type</b>  | Infinitesimal stepless |
| <b>Dose setting</b>              | Digital                |
| <b>Dosing</b>                    | Free and Pre-set       |
| <b>Start</b>                     | Portafilter            |

*Note: Additional voltage models available.*

*\*Average output is calculated at standard Italian Espresso Consistency.*



### Features

- Steady Lock Grinder**
- Quick Set**
- Silent System**
- Smart Service**
- Thermal cut-out / Protezione termica**
- Touch Display**
- Portafilter Holder / Aggancio portafiltro**
- Shot Counter / Contatore dosi**

**ceado.** originals burrs







# On Demand Grinders

EP family



# E7P

ON-DEMAND GRINDER



ON-DEMAND GRINDER

## E7P

ø 64 flat burrs



### Technical data

|                                  |                        |
|----------------------------------|------------------------|
| <b>Voltage / Alimentazione</b>   | 220-240V · 50-60 hz    |
| <b>Power / Motore</b>            | 400 W                  |
| <b>Rpm 50hz / 60hz</b>           | 1480 / 1700            |
| <b>Average Output (g/s)*</b>     | 3 (50hz) / 3,6 (60hz)  |
| <b>Net weight / Peso netto</b>   | 10,0 kg                |
| <b>Gross weight / Peso lordo</b> | 12,0 kg                |
| <b>Dimensions</b>                | 178 x 212 x 590h mm    |
| <b>Burrs / Macine</b>            | ø 64 Flat burrs        |
| <b>Hopper / Tramoggia</b>        | Capacity 1600 g        |
| <b>Grinding adjustment type</b>  | Micrometrical stepless |
| <b>Dose setting</b>              | Digital                |
| <b>Dosing</b>                    | Free and Pre-set       |
| <b>Start</b>                     | Pulse button           |

*Note: Additional voltage models available.*

*\*Average output is calculated at standard Italian Espresso Consistency.*



### Features

- Steady Lock Grinder**
- Classic Micrometrical Stepless grinding adjustment**
- Thermal cut-out / Protezione termica**
- Touch Display**
- Portafilter Holder / Aggancio portafiltro**
- Shot Counter / Contatore dosi**

**ceado.** originals burrs





# E6P

ON-DEMAND GRINDER



ON-DEMAND GRINDER

## E6P

ø 64 flat burrs



### Technical data

|                                  |                        |
|----------------------------------|------------------------|
| <b>Voltage / Alimentazione</b>   | 220-240V - 50-60 hz    |
| <b>Power / Motore</b>            | 300 W                  |
| <b>Rpm 50hz / 60hz</b>           | 1380 / 1650            |
| <b>Average Output (g/s)*</b>     | 1,7 (50hz) / 2 (60hz)  |
| <b>Net weight / Peso netto</b>   | 8,0 kg                 |
| <b>Gross weight / Peso lordo</b> | 8,9 kg                 |
| <b>Dimensions</b>                | 178 x 212 x 440h mm    |
| <b>Burrs / Macine</b>            | ø 64 Flat burrs        |
| <b>Hopper / Tramoggia</b>        | Capacity 600 g         |
| <b>Grinding adjustment type</b>  | Micrometrical stepless |
| <b>Dose setting</b>              | Digital                |
| <b>Dosing</b>                    | Free and Pre-set       |
| <b>Start</b>                     | Pulse button           |

*Note: Additional voltage models available.*

*\*Average output is calculated at standard Italian Espresso Consistency.*

### Features

- Steady Lock Grinder**
- Classic Micrometrical Stepless grinding adjustment**
- Thermal cut-out / Protezione termica**
- Touch Display**
- Portafilter Holder / Aggancio portafiltro**
- Shot Counter / Contatore dosi**

**ceado.** originals burrs





# E5P

ON-DEMAND GRINDER



ON-DEMAND GRINDER

## E5P

ø 64 flat burrs



### Technical data

|                                  |                        |
|----------------------------------|------------------------|
| <b>Voltage / Alimentazione</b>   | 220-240V · 50-60 hz    |
| <b>Power / Motore</b>            | 300 W                  |
| <b>Rpm 50hz / 60hz</b>           | 1380 / 1650            |
| <b>Average Output (g/s)*</b>     | 1,7 (50hz) / 2 (60hz)  |
| <b>Net weight / Peso netto</b>   | 7,9 kg                 |
| <b>Gross weight / Peso lordo</b> | 8,8 kg                 |
| <b>Dimensions</b>                | 178 x 212 x 440h mm    |
| <b>Burrs / Macine</b>            | ø 64 Flat burrs        |
| <b>Hopper / Tramoggia</b>        | Capacity 600 g         |
| <b>Grinding adjustment type</b>  | Micrometrical stepless |
| <b>Dose setting</b>              | N/A                    |
| <b>Dosing</b>                    | Free                   |
| <b>Start</b>                     | Pulse button           |

*Note: Additional voltage models available.  
\*Average output is calculated at standard Italian Espresso Consistency.*

### Features

- Steady Lock Grinder**
- Classic Micrometrical Stepless grinding adjustment**
- Thermal cut-out / Protezione termica**
- Portafilter Holder / Aggancio portafiltro**

**ceado.** originals burrs





# E6P Brewing

ON-DEMAND GRINDER



ON-DEMAND GRINDER

## E6P Brewing

ø 64 brewing flat burrs




### Technical data

|                                  |                         |
|----------------------------------|-------------------------|
| <b>Voltage / Alimentazione</b>   | 220-240V - 50-60 hz     |
| <b>Power / Motore</b>            | 300 W                   |
| <b>Rpm 50hz / 60hz</b>           | 1380 / 1650             |
| <b>Average Output (g/s)*</b>     | 2,5 (50hz) / 3 (60hz)   |
| <b>Net weight / Peso netto</b>   | 8,7 kg                  |
| <b>Gross weight / Peso lordo</b> | 10,7 kg                 |
| <b>Dimensions</b>                | 178 x 212 x 440h mm     |
| <b>Burrs / Macine</b>            | ø 64 Brewing flat burrs |
| <b>Hopper / Tramoggia</b>        | Capacity 600 g          |
| <b>Grinding adjustment type</b>  | Micrometrical stepless  |
| <b>Dose setting</b>              | Digital                 |
| <b>Dosing</b>                    | Free and Pre-set        |
| <b>Start</b>                     | Pulse button            |

*Note: Additional voltage models available.*

*\*Average output is calculated at standard Italian Espresso Consistency.*



### Features

- Steady Lock Grinder**
- Classic Micrometrical Stepless grinding adjustment**
- Thermal cut-out / Protezione termica**
- Touch Display**
- WDT Cup Holder / Aggancio bicchiere**
- Shot Counter / Contatore dosi**

**ceado.** originals burrs





# Retail Grinders E8D

EnThe standards of accuracy and ease of use together with the structural characteristics, the 740W motor and the grinder design of the E37T model. This optimizes the performance for grocery stores and micro roasters' needs.

ItGli standard di precisione e semplicità d'uso uniti alle caratteristiche costruttive, al motore da 740W e al design del modello E37T, sono stati ottimizzati alle specifiche di drogherie e microtorrefazioni.



RETAIL GRINDER

## E8D

ø 83 K110 flat burrs



### Technical data

|                                  |                         |
|----------------------------------|-------------------------|
| <b>Voltage / Alimentazione</b>   | 220-240V · 50-60 hz     |
| <b>Power / Motore</b>            | 740 W                   |
| <b>Rpm 50hz / 60hz</b>           | 1480 / 1700             |
| <b>Average Output (g/min)*</b>   | 270 (50hz) / 330 (60hz) |
| <b>Net weight / Peso netto</b>   | 15,8 kg                 |
| <b>Gross weight / Peso lordo</b> | 17,9 kg                 |
| <b>Dimensions</b>                | 212 x 309 x 635h mm     |
| <b>Burrs / Macine</b>            | ø 83 K110 flat burrs    |
| <b>Hopper / Tramoggia</b>        | Capacity 1600 g         |
| <b>Grinding adjustment type</b>  | Infinitesimal stepless  |

Note: Additional voltage models available.

\*Average output is calculated at standard Italian Espresso Consistency.



### Features

- Steady Lock Grinder
- Quick Set
- Silent System
- Smart Service
- Thermal cut-out / Protezione termica
- Fan / Ventola

ceado. originals burrs





# Coffee Grinders' Comparative Chart

| ON DEMAND GRINDERS | Burrs              | rpm  |      | Average Output g/s |      | Hopper Capacity kg | Power W | Grinding Adjustment Type       |                                  |  | SweepOut system |
|--------------------|--------------------|------|------|--------------------|------|--------------------|---------|--------------------------------|----------------------------------|--|-----------------|
|                    |                    | 50hz | 60hz | 50hz               | 60hz |                    |         | Classic Micrometrical Stepless | Quick Set Infinitesimal Stepless | Quick Set Gear Tech Infinitesimal Stepless |                 |
|                    |                    |      |      |                    |      |                    |         |                                |                                  |  |                 |
| E6P Brewing        | Flat 64 brewing    | 1380 | 1650 | 2,5                | 3    | 0.6                | 300     | ●                              | X                                | X  | X               |
| E5P                | Flat 64            | 1380 | 1650 | 1,7                | 2    | 0.6                | 300     | ●                              | X                                | X  | X               |
| E6P                | Flat 64            | 1380 | 1650 | 1,7                | 2    | 0.6                | 300     | ●                              | X                                | X  | X               |
| E7P                | Flat 64            | 1480 | 1700 | 3                  | 3,6  | 1.6                | 400     | ●                              | X                                | X  | X               |
| E37J               | Flat 64            | 1380 | 1650 | 1,7                | 2    | 0.6                | 300     | X                              | ●                                | X  | X               |
| E37R               | Flat 64            | 1480 | 1700 | 3                  | 3,6  | 1.6                | 400     | X                              | ●                                | X  | X               |
| E37S               | Flat 83            | 1480 | 1700 | 4                  | 5    | 1.6                | 500     | X                              | X                                | ●  | X               |
| E37SL              | Flat 83            | 1480 | 1700 | 4                  | 5    | 1.6                | 500     | X                              | X                                | ●  | X               |
| E37T               | Flat 83 T1N plated | 1480 | 1700 | 5                  | 6    | 1.6                | 740     | X                              | X                                | ●  | X               |
| E37K               | Conical 71         | 360  | 290  | 5,5                | 4,5  | 1.6                | 850     | X                              | X                                | ●  | X               |
| E37Z-Barista RS    | Flat 83 Red Speed  | 1480 | 1700 | 4                  | 5    | 1.2                | 900     | X                              | X                                | ●  | ●               |

|                 | Steady Lock Grinder | Sound Proofing | Thermal cut-out | Fan | Dose Setting | Dosing |        | Porta-filter holder | Touch Display | Start        | Shot Counter |
|-----------------|---------------------|----------------|-----------------|-----|--------------|--------|--------|---------------------|---------------|--------------|--------------|
|                 |                     |                |                 |     |              | Free   | Preset |                     |               |              |              |
| E6P Brewing     | ●                   | X              | ●               | X   | digital      | ●      | ●      | wdt cup holder      | ●             | pulse button | ●            |
| E5P             | ●                   | X              | ●               | X   | X            | ●      | X      | ●                   | X             | pulse button | X            |
| E6P             | ●                   | X              | ●               | X   | digital      | ●      | ●      | ●                   | ●             | pulse button | ●            |
| E7P             | ●                   | X              | ●               | X   | digital      | ●      | ●      | ●                   | ●             | pulse button | ●            |
| E37J            | ●                   | ●              | ●               | X   | digital      | ●      | ●      | ●                   | ●             | portafilter  | ●            |
| E37R            | ●                   | ●              | ●               | X   | digital      | ●      | ●      | ●                   | ●             | portafilter  | ●            |
| E37S            | ●                   | ●              | ●               | X   | digital      | ●      | ●      | ●                   | ●             | portafilter  | ●            |
| E37SL           | ●                   | ●              | ●               | ●   | digital      | ●      | ●      | ●                   | ●             | portafilter  | ●            |
| E37T            | ●                   | ●              | ●               | ●   | digital      | ●      | ●      | ●                   | ●             | portafilter  | ●            |
| E37K            | ●                   | ●              | ●               | ●   | digital      | ●      | ●      | ●                   | ●             | portafilter  | ●            |
| E37Z-Barista RS | ●                   | X              | ●               | ●   | digital      | ●      | ●      | ●                   | ●             | portafilter  | ●            |

Description: ● included X not available  
 Average output is calculated at standard Italian Espresso Consistency  
 (Italian Espresso basic numbers: 7g of ground coffee, 25-30 ml of espresso in 25-30s extraction time).

| SINGLE DOSE GRINDERS | Burrs                 | rpm  |      | Power W | Grinding Adjustment Type       |                                  |  | Steady Lock Grinder |
|----------------------|-----------------------|------|------|---------|--------------------------------|----------------------------------|--|---------------------|
|                      |                       | 50hz | 60hz |         | Classic Micrometrical Stepless | Quick Set Infinitesimal Stepless | Quick Set Gear Tech Infinitesimal Stepless |                     |
| E37Z-Hero            | Flat 83 DLC coated    | 600  | 1500 | 740     | X                              | X                                | ●  | ●                   |
| E37Z-Naked           | Flat 83 DLC coated    | 960  | 1150 | 740     | X                              | X                                | ●  | ●                   |
| E37SD                | Flat 83 Opalglide™ SD | 960  | 1150 | 400     | X                              | X                                | ●  | ●                   |
| E5SD                 | Flat 64 Opalglide™ SD | 1380 | 1650 | 300     | ●                              | X                                | X  | ●                   |

|            | Sound Proofing | Thermal cut-out | Fan | Dose Setting | Dosing |        | Portafilter holder | Touch Display | Start         | Shot Counter |
|------------|----------------|-----------------|-----|--------------|--------|--------|--------------------|---------------|---------------|--------------|
|            |                |                 |     |              | Free   | Preset |                    |               |               |              |
| E37Z-Hero  | X              | ●               | ●   | X            | ●      | X      | X                  | X             | toggle switch | X            |
| E37Z-Naked | X              | ●               | ●   | X            | ●      | X      | X                  | X             | pulse button  | X            |
| E37SD      | ●              | ●               | X   | X            | ●      | X      | X                  | X             | pulse button  | X            |
| E5SD       | X              | ●               | X   | X            | ●      | X      | wdt cup holder     | X             | pulse button  | X            |

| RETAIL GRINDERS | Burrs        | rpm  |      | Average Output g/min |      | Hopper Capacity kg | Power W | Grinding Adjustment Type       |                                  |  |
|-----------------|--------------|------|------|----------------------|------|--------------------|---------|--------------------------------|----------------------------------|--|
|                 |              | 50hz | 60hz | 50hz                 | 60hz |                    |         | Classic Micrometrical Stepless | Quick Set Infinitesimal Stepless | Quick Set Gear Tech Infinitesimal Stepless |
|                 |              |      |      |                      |      |                    |         |                                |                                  |  |
| E8D             | Flat 83 k110 | 1480 | 1700 | 270                  | 330  | 1.6                | 740     | X                              | ●                                | X  |

|     | Steady Lock Grinder | Sound Proofing | Thermal cut-out | Fan |
|-----|---------------------|----------------|-----------------|-----|
| E8D | ●                   | ●              | ●               | ●   |

Description: ● included X not available  
 Average output is calculated at standard Italian Espresso Consistency  
 (Italian Espresso basic numbers: 7g of ground coffee, 25-30 ml of espresso in 25-30s extraction time).





hand made  
in venice

## Ceado srl

---

Spinea - Venezia, Italy  
Via della Costituzione, 111  
T +39 041 5030767  
F +39 041 5038413  
info@ceado.com  
[www.ceado.com](http://www.ceado.com)



### Photo by:

Lorenzo Barutta

### Special thanks to:

Lago Spa & Lago's people  
Showbar.it  
Palazzo delle Misture  
Al Quèrto  
Arte in Cucina  
Gelateria Caffetteria Marina  
Devoción USA

### Certifications list

Please confirm with Ceado srl if your product of choice has one of the certification below:



### © Ceado srl - all rights reserved - 04/2023

Data are indicative, referred to our internal tests. Designs and specifications of the products in this catalogue can be modified without prior notice.

*I dati riportati sono indicativi, riferiti a test interni.*

*L'azienda si riserva di modificare in qualunque momento e senza preavviso le caratteristiche dei prodotti.*



Management  
System  
ISO 9001:2015

[www.tuv.com](http://www.tuv.com)  
ID: 9108637831



think  
strong  
work  
better.





**ceado**  
coffee ●